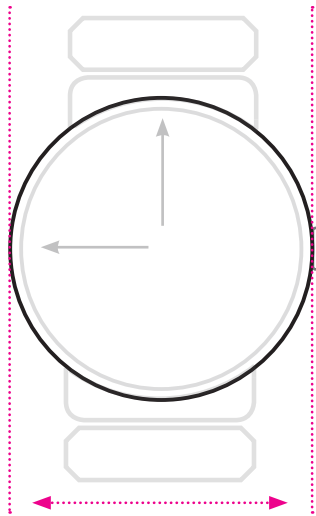


# WRIST WATCH OUTER MEASUREMENT GUIDE.

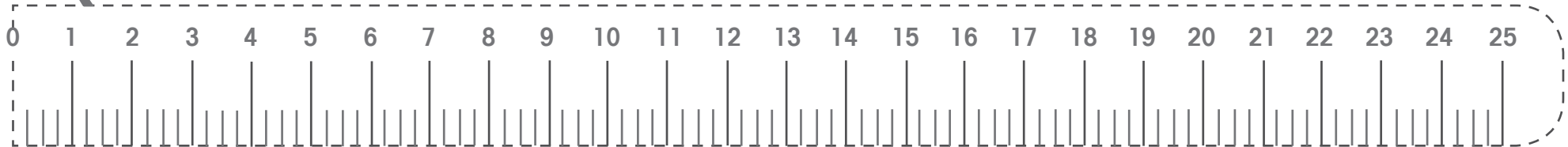
SET PRINTER TO PRINT AT 100% OR VIEW AS ACTUAL SIZE FOR CORRECT SCALE OF 2MM INCREMENTS.  
THE CASE STYLE IS FOR REFERENCE ONLY AS STYLES CAN VARY UPON MANUFACTURER.



PLEASE NOTE THAT THE SIZE INDICATED IS FOR THE OVERALL WATCH CASE WIDTH, NOT THE WATCH FACE.

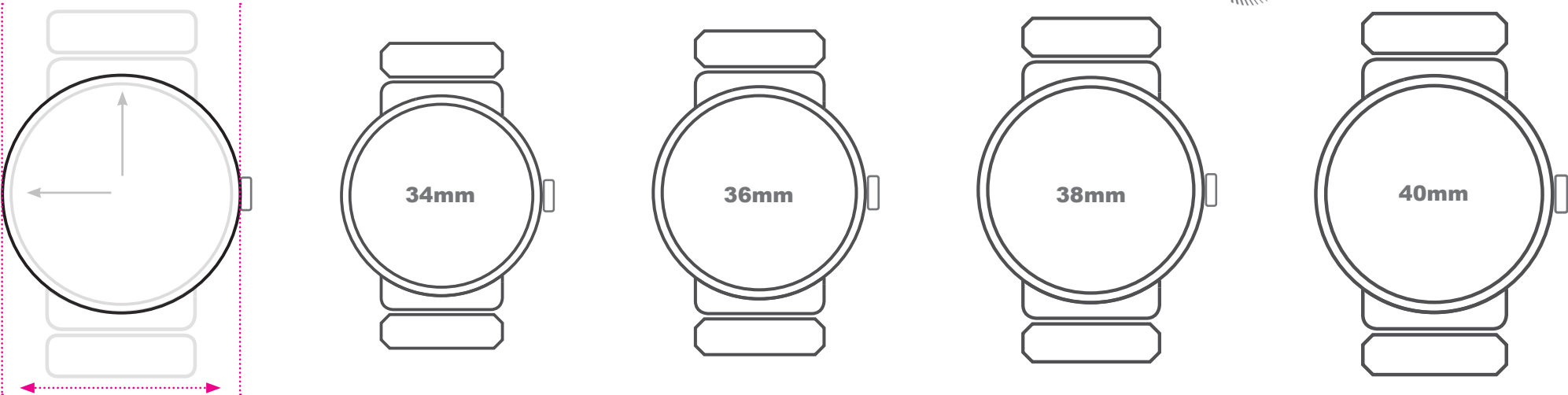


CUT ALONG THE DOTTED LINE TO CREATE YOUR WRIST MEASUREMENT RULE.  
SET PRINTER TO PRINT AT 100% FOR CORRECT SCALE OF 1CM INCREMENTS.



**WRIST WATCH OUTER MEASUREMENT GUIDE.**

SET PRINTER TO PRINT AT 100% OR VIEW AS ACTUAL SIZE FOR CORRECT SCALE OF 2MM INCREMENTS.  
THE CASE STYLE IS FOR REFERENCE ONLY AS STYLES CAN VARY UPON MANUFACTURER.



PLEASE NOTE THAT THE SIZE INDICATED IS FOR THE OVERALL WATCH CASE, NOT THE WATCH FACE.



CUT ALONG THE DOTTED LINE TO CREATE YOUR WRIST MEASUREMENT RULE.  
SET PRINTER TO PRINT AT 100% FOR CORRECT SCALE OF 1CM INCREMENTS.

